

TRANSPORTATION ALTERNATIVES'



**Biking
Rules**

**THE STREET CODE
FOR NYC BICYCLISTS**



Our mission is to reclaim New York City's streets from the automobile, and to advocate for bicycling, walking and public transit as the best transportation alternatives.

WHAT IS “BIKING RULES”?

This handbook is Transportation Alternatives’ gift to you: it’s a handy resource with all you need to know to get around on a bike in New York City.

A record number of bicyclists are taking to the streets of the Big Apple – one million each month – so it’s especially important to know your rights and responsibilities on the road.

Whether you’re new to biking the streets of the city or you’re old hat at getting around on two wheels, this guide has information you can use. “Biking Rules” contains tips on how to navigate all aspects of your trip, from what you’ll need for your first foray in the saddle to best practices for bike parking and guidelines for locking up your set of wheels. This brochure includes a full list of laws and traffic codes that govern cycling in New York City and links that will help connect you to everything #BikeNYC.

Ride safe, we’ll see you in the streets!



Paul Steely White
Executive Director
Transportation Alternatives

BIKE NYC

ORG

YOUR SOURCE
FOR BIKE EVENTS,
TIPS AND DEALS.
POWERED BY
NYC BICYCLISTS.

A PROJECT OF TRANSPORTATION-ALTERNATIVES





CONTENTS

BIKING RULES OF THE ROAD	8
TIPS FOR COMMUTING	10
HAND SIGNALS	11
TOOLS FOR BICYCLISTS	12
ACTIVIST COMMITTEES	14
BECOME A T.A. MEMBER	16
BIKE FRIENDLY BUSINESSES	18
CITI BIKE	19
GETTING AROUND THE CITY	20
PARKS AND GREENWAYS	22

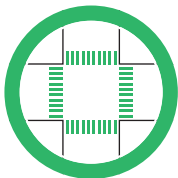
BIKES ON TRANSIT	24
BIKE PARKING	26
LOCKING UP YOUR BIKE	28
WHAT TO DO IN CASE OF A CRASH	30
LETTER OF THE LAW	32
RULES OF THE ROAD	34
CYCLING-SAVVY LAWYERS	40
HELPFUL LINKS	41
NYC BIKE COALITION	42
CREDITS	43

BIKING RULES OF THE ROAD



PEDESTRIANS RULE

Pedestrians always have the right of way, no matter what.




DON'T BLOCK THE WALK

Leave crosswalks free and clear for safe walking. A bike in the crosswalk can take up as much space as a car.



CLAIM A LANE

Claim space on the street, not on the sidewalk. A bike on the sidewalk is as bad as a car in the bike lane.




RIDE RIGHT

Ride in the direction of traffic, because bicycles are part of street traffic and it's the safest way to go.

UNTANGLE INTERSECTIONS

Red means stop. Really.
Take a break and relax at red lights.



LIGHTEN UP

Don't be invisible. Front and rear lights are your eyes to the world at night. They make us bigger and brighter on the street.



SOUND OUT

Having a bell lets people know you're approaching, and it's fun to make some noise! Give your bike some bling that goes ring.

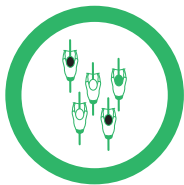


WEAR A HELMET

Bike brains are beautiful. New York City needs yours to help convince more people to ride. Learn to love that helmet hair.

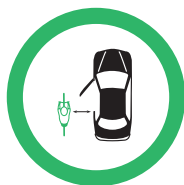


TIPS FOR COMMUTING



RIDING IN GROUPS IS FUN

Find friends, neighbors or co-workers who have a similar commute and ride together. Map your ride at bikenyc.org/map.



KEEP CLEAR OF CAR DOORS

Ride four feet away from parked cars, even if it means you take up a whole lane of traffic. If you get struck by a car door, be sure to file a police report. The motorist is at fault (Law: RCNY §4-12).



BE VISIBLE IN INTERSECTIONS

Most crashes occur at intersections, so be especially careful. Make eye contact with drivers, stay out of their blind spots and use your bells and lights to assert your presence. If need be, occupy a whole lane of traffic to avoid getting in the way of turning vehicles.

HAND SIGNALS

With so many people vying for street space at intersections in New York City, hand signals are a great way to let drivers, pedestrians and other bicyclists know where we are headed.

USE YOUR ARMS!



TURNING RIGHT



TURNING LEFT



STOPPING

TOOLS FOR BICYCLISTS

REQUIRED BY LAW

SUGGESTED

HELMET


A good idea for everyone and required by law for children under 14.

BACK & FRONT LIGHTS

Being seen is an important way to stay safe.

PANT CLIP

A great way to keep your pants from getting dirty or caught in your chain. Pay attention to shoelaces and others dangling parts of clothing as well.





BELL

Being heard is as important as being seen, so make some noise.

MIRROR

A mirror can help when you are switching lanes.

BASKET

A basket is a nice way to take the weight off your back and have a dedicated place for your stuff.

REFLECTORS

Put these in places where your lights aren't.

ACTIVIST COMMITTEES

Transportation Alternatives is a resource for rallying your community and zooming in on the best fixes for dangerous streets. T.A. activists work with thousands of New Yorkers across the five boroughs to improve streets in their neighborhoods. Join your local activist committee — there's one in every borough — to find out about campaigns that are already underway, or to suggest another one in your neighborhood.







MANHATTAN

First Thursday of every month, 6:30 pm
Transportation Alternatives Office
127 West 26th Street, 10th Floor
transalt.org/manhattan

BRONX

Second Wednesday of every month, 6:30 pm
Bronx Museum: 1040 Grand Concourse
transalt.org/bronx

QUEENS

Second Tuesday of every month, 6:30 pm
Queens Pride House: 76-11 37th Avenue, Jackson Heights
transalt.org/queens

BROOKLYN

First Thursday of every month, 7 pm
The YWCA of Brooklyn: 30 Third Avenue
transalt.org/brooklyn

STATEN ISLAND

Third Thursday of every month, 6:30 pm
Everything Goes Book Cafe: 208 Bay Street
transalt.org/statenisland

BECOME A T.A. MEMBER

Transportation Alternatives' mission is to reclaim New York City's streets from the automobile, and to advocate for bicycling, walking and public transit as the best transportation alternatives. With 100,000 active supporters and a committee of activists working in every borough, T.A. fights for the installation of infrastructure changes that reduce speeding and traffic crashes, save lives and improve everyday transportation for all New Yorkers.

“Biking Rules” is brought to you by Transportation Alternatives, New York City's leading advocate for bicyclists, pedestrians and public transit users.

Since 1973, T.A. has been fighting to make New York City a world-class cycling city, winning major improvements including more than 200 miles of new bike lanes since 2006, more car-free hours than ever in Central and Prospect Parks and safer streets for seniors and children.

T.A. is supported by more than 11,000 members whose input shapes our campaigns and whose contributions are driving reform on New York City streets.

Become a member today and become part of the solution!

Join online at transalt.org/join.

Your T.A. member card is your ticket to the best deals in town. New discounts, exclusive to T.A. members, are added every month! With over 150 participating businesses, you're sure to find a deal you can use at transalt.org/goodies.

UP TO \$40 OFF

On your choice of heavy-duty Kryptonite New York Bike Locks from any Bicycle Habitat location.

FOOD & BEVERAGE

Discounts and free treats from City Bakery, Birdbath, Brooklyn Roasting Company and Dutch Kills Central.

FREE SUBSCRIPTION & EXCLUSIVE INVITATIONS

Free subscription to *Reclaim* magazine and invitations to members-only events, talks and celebrations throughout the year.

UP TO 70% OFF

On Bike & Roll bike rentals at all locations throughout the five boroughs.

APPAREL & ACCESSORIES

Discounts from your favorite brands including Cleverhood, Crumpler, Freitag, Nau, Outlier, Peace, Love and Pedals, Po Campo, Vaya and Vespertine.

ADVENTURES

Discounts on international tours, Get Up and Ride bike tours, Made in Brooklyn walking tours, rock climbing at Brooklyn Boulders, massages and acupuncture from Slope Wellness and more.

UP TO \$30 OFF

On annual T.A. bike tours, events and celebrations.

BIKE SHOP DISCOUNTS

Up to 15% off at over 125 participating New York City area shops.

SATISFACTION

Knowing that your membership is changing New York City streets every single day.

BIKE FRIENDLY BUSINESSES

Bike Friendly Businesses advocate for cycling infrastructure (like bike lanes and bike parking), educate working bicyclists about the benefits of safe cycling and offer discounts to customers who arrive by bike.

Owners of Bike Friendly Businesses know that bicycling is more than just an enjoyable transportation choice — it's good for the bottom line. In fact, amenities like bike lanes and pedestrian plazas have been proven to boost retail sales by 10 to 25 percent.



New York City boasts two Bike Friendly Business Districts in which store owners, arts institutions and community organizations are committed to encouraging safe bicycling in their neighborhood. One Bike Friendly Business District spans Manhattan's Lower East Side and East Village, the other is in Downtown Brooklyn, on Atlantic Avenue, from Flatbush Avenue to Brooklyn Bridge Park.

Learn more at transalt.org/business.

CITI BIKE

Citi Bike, New York City's bicycle sharing program, makes it possible to borrow a public-use bike for short trips within a pre-specified amount of time.

To use Citi Bike, you have to become a member of the program for the day, week or year. Members can grab a public-use bike from one Citi Bike station and dock it (or drop it off) at another station. An annual membership costs less than a monthly MetroCard and lets subscribers take an unlimited number of bike trips of up to 45 minutes within a 365-day period.

For more information about Citi Bike and to become a member visit citibikenyc.com.

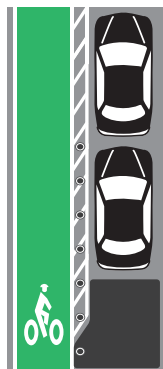
Transportation Alternatives works to organize communities to win bike share stations for their neighborhoods.




GETTING AROUND THE CITY

In the Big Apple, bicycling infrastructure is changing all the time. Pick up a New York City Bike Map — available for free at most bike shops or by calling 311 — to stay on top of the best ways to navigate the five boroughs on two wheels.

BIKE LANES AND PATHS: A PRIMER



1



2



3



4



5

1 **PHYSICALLY PROTECTED BIKE LANES** (Class 1)

Where You'll Find One:

- 9th Avenue in Manhattan
- Grand Street in Manhattan

2 **TWO-WAY PROTECTED PATH** (Class 1)

Where You'll Find One:

- Kent Avenue in Brooklyn
- Allen Street in Manhattan

3 **BUFFERED BIKE LANE** (Class 2)

Where You'll Find One:

- DeKalb Avenue in Brooklyn
- Lafayette Street in Manhattan

4 **STANDARD PAINTED BIKE LANE** (Class 2)

Where You'll Find One:

- 20th Street in Manhattan
- Prince Street in Manhattan

5 **SHARED LANE OR 'SHARROWS'** (Class 3)

Where You'll Find One:

- 5th Avenue, north of Carroll Street in Brooklyn
- Henry Street at Congress Street in Brooklyn

PARKS AND GREENWAYS

New York City's parks are ideal places to learn to ride or relax in a (mostly) car-free environment. Central and Prospect Parks maintain regular car-free hours, while most other parks ban cars altogether. Safe cycling in parks means riding at a speed that is considerate of other park users, including joggers, walkers, rollerbladers and less experienced bicyclists.

RIDING THE PARK DRIVES

CENTRAL PARK, MANHATTAN

Length of Park Drive: 6.1 miles

PROSPECT PARK, BROOKLYN

Length of Park Drive: 3.35 miles

WHEN THE PARK DRIVES ARE OPEN TO CARS:

Bicyclists ride in the center bicycle lanes. Traffic signals apply to bicycles.

WHEN THE PARK DRIVES ARE CAR-FREE:

Bicyclists ride in the right bicycle lanes. It is still illegal to run a red light, and bicyclists can be ticketed by Parks Enforcement Patrol.

AT ALL TIMES:

Yield to pedestrians crossing Park Drives.

Car-free hours for Central and Prospect Park are available from the Central Park Conservancy (centralparknyc.org) and the Prospect Park Alliance (prospectpark.org).

Have a complaint about traffic enforcement in the parks? Call or write the police precinct responsible for your park, the New York City Department of Parks and Recreation, the Central Park Conservancy or the Prospect Park Alliance.

GREENWAYS



Greenways are shared bicycle and pedestrian paths, almost always separated from motor vehicle traffic. They can be a great way to get the hang of city cycling. There are more than 100 miles of greenways in New York City and hundreds more are planned.

Where You'll Find One:

- Along the Hudson River in Manhattan
- Along the southern waterfront of the Bronx

BIKES ON TRANSIT

Below is a basic guide to bringing a bike on public transit in the New York City Metropolitan area. For more information, see bikenyc.org/questions.

NEW YORK CITY SUBWAYS

Bikes allowed on all lines 24 hours a day, seven days a week. Be considerate of fellow subway riders at all times.

NEW YORK CITY BUSES

Folding bicycles are permitted on local and limited buses at all times. All other bicycles are prohibited.

METRO-NORTH AND LONG ISLAND RAIL ROAD

Each bicycle requires a permit (available for \$5 and good for the lifetime of the document). Restrictions apply. Folding bicycles are allowed at all times and do not require a permit.

NEW JERSEY TRANSIT

No permit required. Restrictions apply. Folding bicycles are allowed at all times.

PATH

No bikes allowed 6-9:30 am (inbound to NYC) and 3-6:30 pm (outbound from NYC) on weekdays.

NEW YORK WATER TAXI

No permit required. Bikes allowed at all times.

NEW YORK WATERWAYS

Bikes allowed on board for an additional \$1 fee. No bikes allowed between Port Imperial-Weehawken and Wall Street. Folding bikes allowed on all ferries at no charge.

STATEN ISLAND RAILWAY

Rush hour restrictions apply. Folding bicycles allowed at all times.

STATEN ISLAND FERRY

Bicycles allowed at all times. Bicyclists subject to security screening at the ferry terminals.



DID YOU KNOW...

In 1993, Transportation Alternatives won the right for bicyclists to bring bikes on all New York City subway lines 24 hours a day, seven days a week.

BIKE PARKING

There are public bike racks installed at popular transit and business spots across the five boroughs. With more bicyclists on New York City streets every day, the demand for public bike parking keeps growing.

Keep in mind, the rules regarding bike parking to street signs are unclear. Park at your own risk. If you lock your bike to street signs, remember not to block the sidewalk for pedestrians. As for private property (scaffolding, fences, railings, awning posts), it is up to the property owner/manager to allow or disallow bike parking.

GOOD BIKE PARKING CHOICES

DESIGNATED BIKE RACKS

NYC Circle Racks, Inverted-U Racks, Ribbon Racks, Spiral Racks, Double-U Rack, etc.

BIKE PARKING SHELTERS

Located at popular subway stops (resemble bus shelters).

GARAGES WITH DESIGNATED BIKE PARKING

Many NYC garages are required by law to provide bike parking. For more more information, see transalt.org/resources/garages.

TAKE ACTION

To suggest a location for a free New York City bike rack, contact the Department of Transportation's CityRacks Program by visiting nyc.gov or by calling 311.

BAD BIKE PARKING CHOICES

TREES

Fine: \$1000.

SIGNPOSTS WITH MISSING SIGNAGE

Your bike and lock can be lifted up and off the sign.
Be sure that the post is secure in the ground.


UNDER SCAFFOLDING

Horizontal beams can easily be detached with wrenches.

BUS STOP SIGNS

This is where people are entering and exiting the bus.

LOCKING UP YOUR BIKE



GET SERIOUS

If you are locking your bike outside, use a heavy-duty chain and padlock. Get a significant discount on a Kryptonite lock when you become a T.A. member. transalt.org/join




SECURE BOTH WHEELS AT ALL TIMES

Consider using two locks, one for each wheel. You can also protect your wheels by using locking skewers or by removing the front wheel — lock it to your frame or take it with you.



PROTECT YOUR SEAT

Lock your seat to your frame or take your seat with you, especially if you have a quick-release seat clamp. One easy and inexpensive solution is to use an old bicycle chain to connect your seat to your bike frame.



KEEP CLEAR OF THE CURB

If you lock your bike to the post of a street sign, keep it safe from cars. Position your bike parallel to the edge of the sidewalk, but away from the street, on the building-side of the signpost.

DID YOU KNOW

Lack of secure bike parking is the number one reason that seasoned bicyclists don't bike to work. In 2009, T.A. secured passage of the Bike Access to Buildings Law, which guarantees that employees who have space set aside for bikes in their workplace can no longer be refused building access.

Find out more at transalt.org/indoor.

WHAT TO DO IN CASE OF A CRASH

AT THE SCENE

- Call 911. Ask for the police and EMS.
- All parties, including the driver, are required by law to stay at the scene of the crash until police arrive to take a collision report.*
- Get name and phone numbers of any witnesses—the more, the better. Get the license plate, name, phone number, address and date of birth of all parties involved in the crash.
- If the motorist refuses to stay or provide ID, get his or her license plate number and the state of issue.

**If you leave the scene in an ambulance, you can follow up with the appropriate police precinct as soon as you are able to file or get a copy of the report.*

WHEN THE POLICE ARRIVE

- Request that the police take an accident report (this is required of them). Be sure that your account of the crash is reflected in the report narrative.
- Get the reporting officer's name, badge number and precinct or command.
- Ask the officer to write a summons for the person that hit you. If you have been doored, tell the officer it is a violation of New York City Traffic Rules: Paragraph 4-12 C and State VTL Art. 33 Para. 1214.
- If you are hurt, go with the EMS to a hospital. A doctor's report of your injury can be important for future legal action. If you leave the scene without receiving a copy of your police report, you can contact the appropriate precinct to ensure that one has been filed and that you get a copy.

AFTER THE CRASH

- Request an abstract of the driver's record from the New York State Department of Motor Vehicles (NYS DMV). There is a fee of \$5 to \$10 and you'll need the driver's full name and date of birth. Call 518-474-0841. The abstract should include details of the driver's history of crashes, summonses, convictions and license suspensions for the last four years.
- Put the crash on the driver's record: File an MV 104 with the NYS DMV. Fill out this form, available at DMV offices, noting your injuries and any damages to your property.
- Photograph your injuries, if appropriate.
- Call a lawyer for additional help.

LETTER OF THE LAW

Safe city cycling means knowing the laws that apply to bicyclists. Following the rules will not only keep you safe and free of traffic summonses, it will also have a positive impact on street safety. Give respect in order to get it in return.

DID YOU KNOW...

Bicycle riders in New York City are obligated to follow all the rules of the road that apply to motor vehicles. This means:

- Stopping at red lights and stop signs.
- Riding with the flow of traffic on two-way and one-way streets.
- Stopping before crosswalks so they are free for pedestrians.
- Not riding while under the influence.

KEY

VTL: New York State Vehicle and Traffic Law

RCNY: Rules of the City of New York

AC: New York City Administrative Code

BICYCLISTS' RIGHTS AND RESPONSIBILITIES

VTL § 1231

Bicyclists are granted all of the rights and are subject to all of the duties of the driver of a motor vehicle.

RCNY § 4-02 (a)

The provisions of New York City Traffic Rules are applicable to bicycles and their operators.

RCNY § 4-12 (h)

Bicyclists involved in accidents resulting in death or injury to person or damage to property must stop and give name, address, insurance information, etc. and must report to the Police Department.

TRAFFIC RULES THAT PROTECT BICYCLISTS

RCNY § 4-08 (e)(9)

It is against the law to park, stand or stop within or otherwise obstruct bike lanes.

RCNY § 4-12(p)

Other vehicles shall not drive on or across bike lanes.

RCNY § 4-12(c)

It is illegal to get out of a vehicle in a manner which endangers bicyclists (often referred to as “dooring”).

RULES OF THE ROAD

VTL § 1146

Drivers shall exercise due care to avoid colliding with any bicyclist, upon any roadway and shall give warning by sounding the horn when necessary.

REQUIRED EQUIPMENT

VTL § 1236

(a) and (e) Bicycles must have a white headlight, a red taillight and reflectors between dusk and dawn.

(b) Bicycles must have a bell or other audible signal.

(c) Bicycles must have working brakes.

(d) Bicycles must have reflectors, reflective tires and/or other reflective devices.

VTL § 1238

(a) Children under 14 but older than 5 must wear an approved helmet.

(b) A child under one is not permitted to ride on a bicycle.

(c) A child one or more years of age but less than 5 must wear an approved helmet and be carried in a properly affixed child carrier.

VTL § 375 (24)(a)

Bicyclists may not wear more than one earphone attached to a radio, tape player or other audio device while riding.

LAWS FOR WORKING BICYCLISTS

AC § 10-157 Bicycles used for commercial purposes.

- Working bicyclists must wear business-identifying information on bike and body, including the operator's identification number.
- The business must provide working bicyclist with a helmet according to A.N.S.I. or Snell standards. Working bicyclists shall wear a helmet provided by the business.
- Working bicyclists must carry and produce, on demand, a numbered ID card that includes the bike operator's photo, name and home address and the name, address and phone number of the cyclist's employer.
- Working bicyclists must abide by all equipment requirements stated in VTL § 1236.
- Businesses must maintain a log book that includes the following information for each working bicyclist: name, identification number, dates of employment and place of residence. The log book must list information about the origin and destination of all bike trips taken by working bicyclists.
- The owner of the business must file an annual report with the Police Department identifying the number of bicycles the business owns and the identification numbers and identity information of all bicycle-operating employees.

RULES OF THE ROAD

LAWS FOR ALL BICYCLISTS

RCNY § 4-12 (p)

Bicyclists may ride on either side of one-way roadways that are at least 40 feet wide.

RCNY § 4-12 (p)

Bicyclists shall ride in usable bike lanes, unless they are blocked or unsafe for any reason.

VTL § 1234

Bicyclists must ride by the right hand curb and no more than two abreast. Does not apply in New York City. It is specifically superseded by 34 RCNY 4-02 (e).

AC § 19-176

Bicycles ridden on sidewalks may be confiscated and riders may be subject to legal sanctions (see also: RCNY § 4-07(c)(3)).

RCNY § 4-07 (c)(3)

No driving bikes on sidewalks unless sign allows or wheels are less than 26 inches in diameter and rider is twelve years or younger (see also: AC § 19-176).

Greenways

When riding on greenways, stay on designated paths. No bicycle riding is permitted on pedestrian paths unless otherwise indicated. Violators are subject to fines and confiscation of their bicycles.

RCNY § 4-14 (c)

No person shall ride a bicycle in any park, except in places designated for bike riding; but persons may push bikes in single file to and from such places, except on beaches and boardwalks.

RCNY § 4-12 (o)

Bicycles are prohibited on expressways, drives, highways, interstate routes, bridges and thruways unless authorized by signs.

VTL § 1237

When turn signals are required, left turns shall be signaled with the left hand, and right turns may be signaled with either hand.

VTL § 1233

Clinging to vehicles or attaching bike to another vehicle being operated on roadway is prohibited.

RCNY § 4-12 (e)

Bicyclists must have at least one hand on handlebars at all times.

VTL § 1232

Bicyclists must ride on a permanent seat, feet must be on pedals, and bike must carry only the number of persons for which it is designed and equipped.

RULES OF THE ROAD

IF YOU RECEIVE A SUMMONS

- If you get a summons, you must appear in Criminal Court on the date specified or you will have a warrant out for your arrest. Riding on the sidewalk will always result in a summons (AC §19-176, RCNY § 4-07(c)(3)). However, it will leave you with no criminal record.
- If you get a traffic ticket, you have 15 days to get your plea postmarked or paid by following the instructions on the back of the ticket. If you choose to plead “not guilty,” you will be given a hearing date within 15 days.
- Bicyclists never need to pay the additional surcharges on ticket fines.
- If you get a traffic ticket, you may be able to get the ticket thrown out if you bring proof of buying or attaching the equipment in question to court or the precinct that issued the ticket.
- The fine for running a red light on a bicycle is the same as if you were in a motor vehicle. However, you will not receive points on your license and do not need to pay the \$88 surcharge.
- If you're stopped and summonsed and you don't have a photo ID, the NYPD has the ability to detain you.

RIDING UNDER THE INFLUENCE

Riding a bike on New York City streets can be demanding, complex and unpredictable. A study of bicyclist fatalities and serious injuries published by the New York City Department of Health in 2006 revealed that roughly 20 percent of the bicyclists killed from 1996-2005 had alcohol detected in their body.

Riding while intoxicated is something we each have control over. It's a no-brainer to be sober when you ride in New York City. Being alert and conscious of others on the road is the best protection a bicyclist has. Biking while impaired makes our already dangerous streets an even greater risk.

DID YOU KNOW...

If drinking is in the plans, why not leave your bike at home? There's no harm in hopping on New York City's second greatest way to get around: our public transit system.

The same goes for when you find yourself stranded at a bar with a bike. New York is the only city with 24-hour bicycle access to subways. Bring it aboard!

CYCLING-SAVVY LAWYERS

Robert S. Fader

1-800-796-5657

cyclelaw@aol.com

Lucarelli & Castaldi

718-556-1800

info@lucarelliandcastaldi.com

David Rankin & Mark Taylor

212-226-4507

info@DRMTlaw.com

Barton Slavin

212-233-1010

bslavin@nycattorneys.com

Vacarro & White

212-577-3040

info@vacarroandwhite.com

HELPFUL LINKS

Stay up-to-date on bike improvements, livable streets initiatives and bike resources in New York City and across the country through these online resources:

TRANSPORTATION ALTERNATIVES

transalt.org

BIKENYC: WHERE TO GO BEFORE YOU ROLL

bikenyc.org

BIKE FRIENDLY BUSINESS

transalt.org/business

STREETS BLOG

streetsblog.org

STREET FILMS

streetfilms.org

RIDE THE CITY

ridethecity.com

NYC BIKE COALITION

T.A. works with the following partners in building a more bike-friendly NYC:

- Bike New York** *bikenewyork.org*
- Brooklyn Civic Riders Bicycle Club** *cityreliquary.org*
- Brooklyn Spoke** *brooklynspoke.com*
- Century Road Club Association** *crca.net*
- East Coast Greenway Alliance** *greenway.org/ny.aspx*
- Fast and Fabulous Cycling Club** *fastnfab.org*
- Five Borough Bicycle Club** *5bbc.org*
- Local Spokes** *localspokes.org*
- New York Bicycle Messenger Foundation** *nybmf.org*
- New York Bicycling Coalition** *nybc.net*
- New York City Mountain Bikers** *nycmtb.com*
- New York Cycle Club** *nycc.org*
- New York Streets Memorial Project** *streetsmemorial.org*
- Recycle-A-Bicycle** *recycleabicycle.org*
- Staten Island Bicycle Association** *sibike.org*
- Time's Up!** *times-up.org*
- Transportation Alternatives** *transalt.org*
- Velo City** *velocity-rides.org*
- Velo Joy** *velojoy.com*
- We Bike NYC** *webikenyc.org*
- The Weekday Cyclists** *weekdaycyclists.org*

CREDITS



“Biking Rules” is brought to you by Transportation Alternatives. Our mission is to reclaim New York City’s streets from the automobile and to advocate for bicycling, walking and public transit as the best transportation alternatives.

Biking Rules Logo by Steve Nishimoto

Transportation Alternatives’ Biking Rules outreach and education is supported by 2013-2014 discretionary grants from:

City Council Member Christine Quinn

City Council Member Julissa Ferreras

City Council Member Daniel Garodnick

City Council Member Sara Gonzalez

City Council Member Stephen Levin

City Council Member Rosie Mendez

City Council Member Gale Brewer

City Council Member Melissa Mark-Viverito



**TRANSPORTATION
ALTERNATIVES**

TRANSALT.ORG

**BIKE
NYC.**
O
R
G